

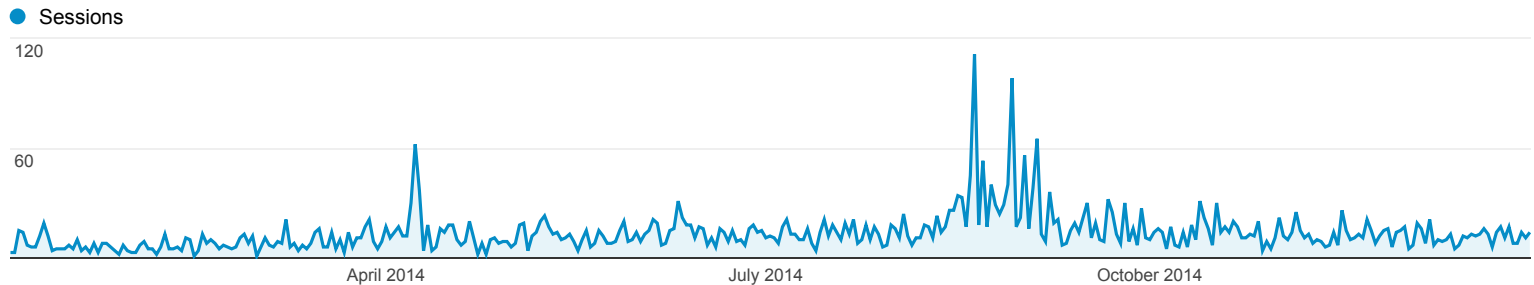
Jan 1, 2014 - Dec 31, 2014

Audience Overview

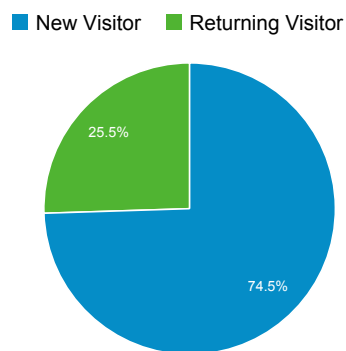
All Sessions
100.00%

+ Add Segment

Overview



Sessions 4,984	Users 3,748	Pageviews 9,082
Pages / Session 1.82	Avg. Session Duration 00:01:59	Bounce Rate 65.51%
% New Sessions 74.46%		



Language	Sessions	% Sessions
1. en-us	4,373	87.74%
2. pt-br	217	4.35%
3. en	51	1.02%
4. it-it	32	0.64%
5. fr	28	0.56%
6. de	27	0.54%
7. es-es	27	0.54%
8. en-gb	23	0.46%
9. en-ca	20	0.40%
10. es	17	0.34%

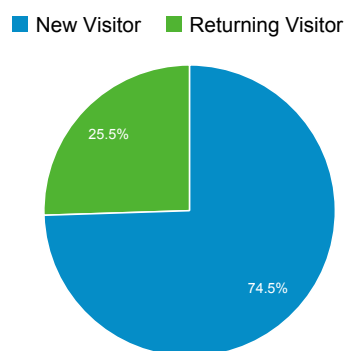
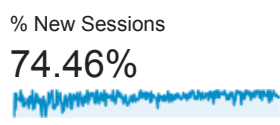
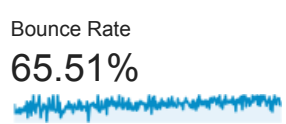
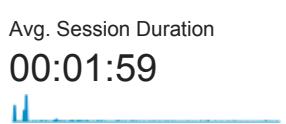
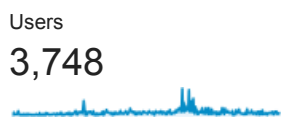
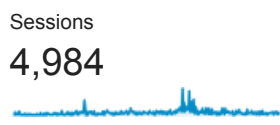
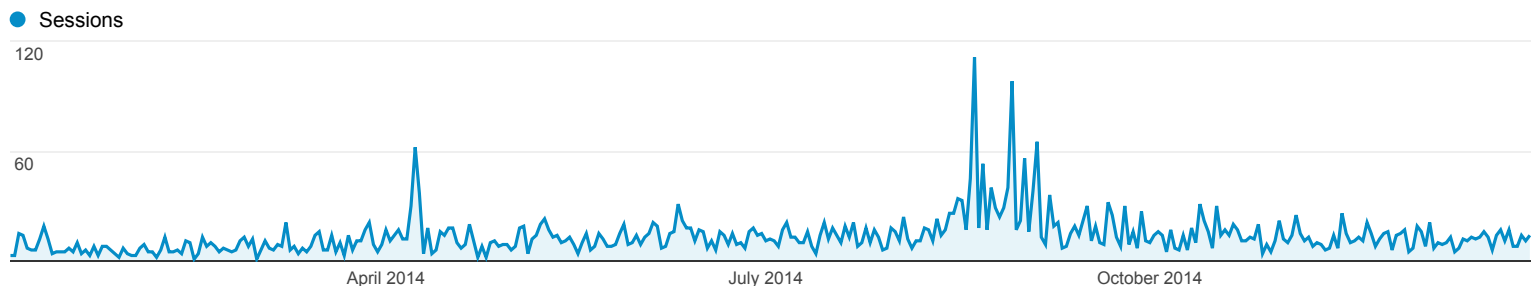
Jan 1, 2014 - Dec 31, 2014

Audience Overview

All Sessions
100.00%

+ Add Segment

Overview



Country	Sessions	% Sessions
1. United States	4,218	84.63%
2. Brazil	219	4.39%
3. Canada	107	2.15%
4. Germany	76	1.52%
5. Italy	34	0.68%
6. France	21	0.42%
7. United Kingdom	21	0.42%
8. Austria	18	0.36%
9. Australia	17	0.34%
10. India	17	0.34%

Jan 1, 2014 - Dec 31, 2014

Location

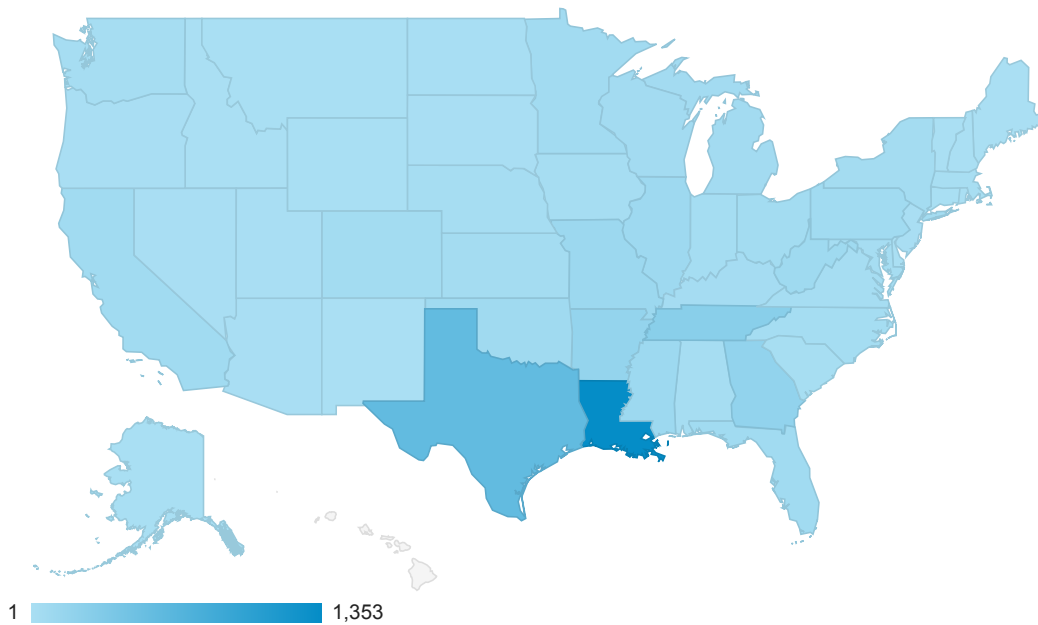
ALL » COUNTRY: United States

All Sessions
84.63%

+ Add Segment

Map Overlay

Summary



Region	Acquisition			Behavior			Conversions		
	Sessions	% New Sessions	New Users	Bounce Rate	Pages / Session	Avg. Session Duration	Goal Conversion Rate	Goal Completions	Goal Value
	4,218 <small>% of Total: 84.63% (4,984)</small>	70.98% <small>Site Avg: 74.46% (-4.67%)</small>	2,994 <small>% of Total: 80.68% (3,711)</small>	60.81% <small>Site Avg: 65.51% (-7.17%)</small>	1.94 <small>Site Avg: 1.82 (6.63%)</small>	00:02:18 <small>Site Avg: 00:01:59 (15.37%)</small>	0.00% <small>Site Avg: 0.00% (0.00%)</small>	0 <small>% of Total: 0.00% (0)</small>	\$0.00 <small>% of Total: 0.00% (\$0.00)</small>
1. Louisiana	1,353 (32.08%)	68.07%	921 (30.76%)	54.47%	2.14	00:02:12	0.00%	0 (0.00%)	\$0.00 (0.00%)
2. Texas	594 (14.08%)	68.52%	407 (13.59%)	58.75%	1.96	00:01:33	0.00%	0 (0.00%)	\$0.00 (0.00%)
3. Tennessee	271 (6.42%)	60.89%	165 (5.51%)	52.40%	2.21	00:02:40	0.00%	0 (0.00%)	\$0.00 (0.00%)
4. Georgia	200 (4.74%)	72.50%	145 (4.84%)	60.50%	1.72	00:00:48	0.00%	0 (0.00%)	\$0.00 (0.00%)
5. Arkansas	183 (4.34%)	27.87%	51 (1.70%)	45.90%	2.45	00:16:11	0.00%	0 (0.00%)	\$0.00 (0.00%)
6. Missouri	114 (2.70%)	71.93%	82 (2.74%)	69.30%	1.82	00:01:48	0.00%	0 (0.00%)	\$0.00 (0.00%)
7. Mississippi	104 (2.47%)	38.46%	40 (1.34%)	43.27%	2.78	00:03:03	0.00%	0 (0.00%)	\$0.00 (0.00%)
8. Illinois	96 (2.28%)	75.00%	72 (2.40%)	63.54%	2.19	00:01:39	0.00%	0 (0.00%)	\$0.00 (0.00%)
9. West Virginia	89 (2.11%)	64.04%	57 (1.90%)	51.69%	2.08	00:01:25	0.00%	0 (0.00%)	\$0.00 (0.00%)
10. Oklahoma	82 (1.94%)	53.66%	44 (1.47%)	40.24%	2.23	00:01:44	0.00%	0 (0.00%)	\$0.00 (0.00%)
11. California	74 (1.75%)	90.54%	67 (2.24%)	79.73%	1.53	00:01:01	0.00%	0 (0.00%)	\$0.00 (0.00%)
12. Florida	74 (1.75%)	90.54%	67 (2.24%)	75.68%	1.55	00:01:02	0.00%	0 (0.00%)	\$0.00 (0.00%)
13. Pennsylvania	73 (1.73%)	97.26%	71 (2.37%)	82.19%	1.30	00:00:32	0.00%	0 (0.00%)	\$0.00 (0.00%)
14. Minnesota	63 (1.49%)	88.89%	56 (1.87%)	76.19%	1.59	00:00:51	0.00%	0 (0.00%)	\$0.00 (0.00%)

15.	Michigan	61 (1.45%)	91.80%	56 (1.87%)	88.52%	1.16	00:01:01	0.00%	0 (0.00%)	\$0.00 (0.00%)
16.	Wisconsin	61 (1.45%)	98.36%	60 (2.00%)	80.33%	1.31	00:00:37	0.00%	0 (0.00%)	\$0.00 (0.00%)
17.	Colorado	58 (1.38%)	75.86%	44 (1.47%)	53.45%	1.95	00:01:29	0.00%	0 (0.00%)	\$0.00 (0.00%)
18.	Ohio	57 (1.35%)	94.74%	54 (1.80%)	82.46%	1.39	00:00:47	0.00%	0 (0.00%)	\$0.00 (0.00%)
19.	Kansas	50 (1.19%)	84.00%	42 (1.40%)	86.00%	1.20	00:00:05	0.00%	0 (0.00%)	\$0.00 (0.00%)
20.	New York	50 (1.19%)	86.00%	43 (1.44%)	78.00%	1.38	00:00:42	0.00%	0 (0.00%)	\$0.00 (0.00%)
21.	Kentucky	43 (1.02%)	86.05%	37 (1.24%)	74.42%	1.70	00:01:02	0.00%	0 (0.00%)	\$0.00 (0.00%)
22.	North Carolina	40 (0.95%)	97.50%	39 (1.30%)	70.00%	1.85	00:01:23	0.00%	0 (0.00%)	\$0.00 (0.00%)
23.	Indiana	38 (0.90%)	97.37%	37 (1.24%)	73.68%	1.42	00:00:53	0.00%	0 (0.00%)	\$0.00 (0.00%)
24.	Nebraska	37 (0.88%)	78.38%	29 (0.97%)	81.08%	1.27	00:01:02	0.00%	0 (0.00%)	\$0.00 (0.00%)
25.	Alabama	35 (0.83%)	77.14%	27 (0.90%)	65.71%	1.71	00:01:07	0.00%	0 (0.00%)	\$0.00 (0.00%)
26.	Virginia	35 (0.83%)	88.57%	31 (1.04%)	68.57%	2.17	00:02:11	0.00%	0 (0.00%)	\$0.00 (0.00%)
27.	Washington	34 (0.81%)	82.35%	28 (0.94%)	79.41%	1.44	00:00:58	0.00%	0 (0.00%)	\$0.00 (0.00%)
28.	Maryland	32 (0.76%)	90.62%	29 (0.97%)	78.12%	1.34	00:00:23	0.00%	0 (0.00%)	\$0.00 (0.00%)
29.	Iowa	30 (0.71%)	96.67%	29 (0.97%)	73.33%	1.60	00:00:29	0.00%	0 (0.00%)	\$0.00 (0.00%)
30.	South Carolina	24 (0.57%)	91.67%	22 (0.73%)	70.83%	1.62	00:01:04	0.00%	0 (0.00%)	\$0.00 (0.00%)
31.	Massachusetts	17 (0.40%)	82.35%	14 (0.47%)	88.24%	1.18	00:00:03	0.00%	0 (0.00%)	\$0.00 (0.00%)
32.	North Dakota	14 (0.33%)	85.71%	12 (0.40%)	85.71%	1.14	00:00:13	0.00%	0 (0.00%)	\$0.00 (0.00%)
33.	Arizona	13 (0.31%)	84.62%	11 (0.37%)	84.62%	1.23	00:00:10	0.00%	0 (0.00%)	\$0.00 (0.00%)
34.	South Dakota	13 (0.31%)	76.92%	10 (0.33%)	69.23%	1.38	00:00:13	0.00%	0 (0.00%)	\$0.00 (0.00%)
35.	Nevada	12 (0.28%)	75.00%	9 (0.30%)	83.33%	1.50	00:02:21	0.00%	0 (0.00%)	\$0.00 (0.00%)
36.	Utah	11 (0.26%)	81.82%	9 (0.30%)	54.55%	1.64	00:00:39	0.00%	0 (0.00%)	\$0.00 (0.00%)
37.	District of Columbia	10 (0.24%)	90.00%	9 (0.30%)	60.00%	1.80	00:03:43	0.00%	0 (0.00%)	\$0.00 (0.00%)
38.	New Jersey	10 (0.24%)	100.00%	10 (0.33%)	90.00%	1.10	00:00:04	0.00%	0 (0.00%)	\$0.00 (0.00%)
39.	Oregon	10 (0.24%)	100.00%	10 (0.33%)	100.00%	1.00	00:00:00	0.00%	0 (0.00%)	\$0.00 (0.00%)
40.	Connecticut	9 (0.21%)	100.00%	9 (0.30%)	88.89%	1.44	00:00:05	0.00%	0 (0.00%)	\$0.00 (0.00%)
41.	Wyoming	7 (0.17%)	100.00%	7 (0.23%)	28.57%	1.71	00:00:05	0.00%	0 (0.00%)	\$0.00 (0.00%)
42.	Alaska	6 (0.14%)	100.00%	6 (0.20%)	66.67%	1.67	00:04:25	0.00%	0 (0.00%)	\$0.00 (0.00%)
43.	Montana	6 (0.14%)	83.33%	5 (0.17%)	83.33%	1.33	00:00:02	0.00%	0 (0.00%)	\$0.00 (0.00%)
44.	(not set)	5 (0.12%)	100.00%	5 (0.17%)	60.00%	1.40	00:00:45	0.00%	0 (0.00%)	\$0.00 (0.00%)
45.	New Hampshire	5 (0.12%)	40.00%	2 (0.07%)	40.00%	1.60	00:00:07	0.00%	0 (0.00%)	\$0.00 (0.00%)
46.	New Mexico	4 (0.09%)	75.00%	3 (0.10%)	100.00%	1.00	00:00:00	0.00%	0 (0.00%)	\$0.00 (0.00%)
47.	Idaho	3 (0.07%)	100.00%	3 (0.10%)	66.67%	1.67	00:01:59	0.00%	0 (0.00%)	\$0.00 (0.00%)
48.	Delaware	2 (0.05%)	100.00%	2 (0.07%)	100.00%	1.00	00:00:00	0.00%	0 (0.00%)	\$0.00 (0.00%)
49.	Rhode Island	2 (0.05%)	100.00%	2 (0.07%)	100.00%	1.00	00:00:00	0.00%	0 (0.00%)	\$0.00 (0.00%)
50.	Vermont	2 (0.05%)	100.00%	2 (0.07%)	100.00%	1.00	00:00:00	0.00%	0 (0.00%)	\$0.00 (0.00%)

Jan 1, 2014 - Dec 31, 2014

Location

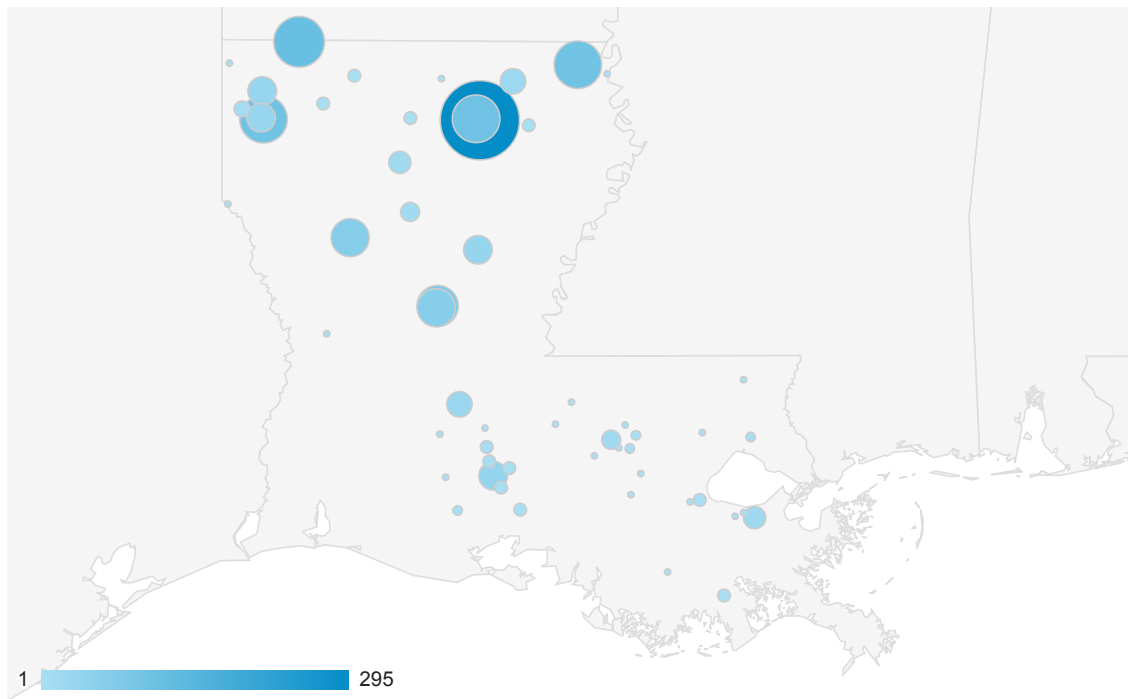
ALL » COUNTRY: United States » REGION: Louisiana

All Sessions
27.15%

+ Add Segment

Map Overlay

Summary



City	Acquisition			Behavior			Conversions		
	Sessions	% New Sessions	New Users	Bounce Rate	Pages / Session	Avg. Session Duration	Goal Conversion Rate	Goal Completions	Goal Value
	1,353 % of Total: 27.15% (4,984)	68.07% Site Avg: 74.46% (-8.58%)	921 % of Total: 24.82% (3,711)	54.47% Site Avg: 65.51% (-16.85%)	2.14 Site Avg: 1.82 (17.18%)	00:02:12 Site Avg: 00:01:59 (10.22%)	0.00% Site Avg: 0.00% (0.00%)	0 % of Total: 0.00% (0)	\$0.00 % of Total: 0.00% (\$0.00)
1. Monroe	295 (21.80%)	71.86%	212 (23.02%)	47.80%	2.39	00:02:29	0.00%	0 (0.00%)	\$0.00 (0.00%)
2. Springhill	117 (8.65%)	38.46%	45 (4.89%)	47.01%	2.26	00:03:10	0.00%	0 (0.00%)	\$0.00 (0.00%)
3. West Monroe	104 (7.69%)	53.85%	56 (6.08%)	49.04%	2.12	00:02:26	0.00%	0 (0.00%)	\$0.00 (0.00%)
4. Oak Grove	103 (7.61%)	60.19%	62 (6.73%)	53.40%	2.00	00:02:21	0.00%	0 (0.00%)	\$0.00 (0.00%)
5. Bossier City	102 (7.54%)	81.37%	83 (9.01%)	67.65%	1.83	00:02:20	0.00%	0 (0.00%)	\$0.00 (0.00%)
6. Pineville	84 (6.21%)	72.62%	61 (6.62%)	54.76%	2.21	00:02:34	0.00%	0 (0.00%)	\$0.00 (0.00%)
7. Natchitoches	66 (4.88%)	37.88%	25 (2.71%)	65.15%	2.06	00:01:13	0.00%	0 (0.00%)	\$0.00 (0.00%)
8. Alexandria	63 (4.66%)	93.65%	59 (6.41%)	80.95%	1.62	00:01:00	0.00%	0 (0.00%)	\$0.00 (0.00%)
9. Lafayette	40 (2.96%)	95.00%	38 (4.13%)	57.50%	1.95	00:01:38	0.00%	0 (0.00%)	\$0.00 (0.00%)
10. Jena	38 (2.81%)	47.37%	18 (1.95%)	52.63%	1.92	00:02:30	0.00%	0 (0.00%)	\$0.00 (0.00%)
11. Benton	35 (2.59%)	42.86%	15 (1.63%)	40.00%	2.43	00:01:14	0.00%	0 (0.00%)	\$0.00 (0.00%)
12. Shreveport	34 (2.51%)	55.88%	19 (2.06%)	41.18%	2.47	00:03:09	0.00%	0 (0.00%)	\$0.00 (0.00%)
13. Ville Platte	30 (2.22%)	90.00%	27 (2.93%)	63.33%	1.90	00:01:07	0.00%	0 (0.00%)	\$0.00 (0.00%)


14.	Bastrop	26 (1.92%)	84.62%	22 (2.39%)	57.69%	2.54	00:01:42	0.00%	0 (0.00%)	\$0.00 (0.00%)
15.	New Orleans	21 (1.55%)	66.67%	14 (1.52%)	52.38%	2.00	00:01:36	0.00%	0 (0.00%)	\$0.00 (0.00%)
16.	Jonesboro	20 (1.48%)	90.00%	18 (1.95%)	25.00%	2.60	00:01:03	0.00%	0 (0.00%)	\$0.00 (0.00%)
17.	Ouachita Parish	20 (1.48%)	85.00%	17 (1.85%)	50.00%	1.75	00:01:15	0.00%	0 (0.00%)	\$0.00 (0.00%)
18.	Baton Rouge	19 (1.40%)	94.74%	18 (1.95%)	42.11%	2.21	00:04:02	0.00%	0 (0.00%)	\$0.00 (0.00%)
19.	Winnfield	17 (1.26%)	76.47%	13 (1.41%)	70.59%	1.88	00:01:13	0.00%	0 (0.00%)	\$0.00 (0.00%)
20.	Blanchard	12 (0.89%)	83.33%	10 (1.09%)	50.00%	1.92	00:01:02	0.00%	0 (0.00%)	\$0.00 (0.00%)
21.	Broussard	8 (0.59%)	100.00%	8 (0.87%)	62.50%	1.50	00:00:43	0.00%	0 (0.00%)	\$0.00 (0.00%)
22.	Sunset	7 (0.52%)	100.00%	7 (0.76%)	85.71%	1.29	00:00:15	0.00%	0 (0.00%)	\$0.00 (0.00%)
23.	Galliano	6 (0.44%)	100.00%	6 (0.65%)	50.00%	2.00	00:06:10	0.00%	0 (0.00%)	\$0.00 (0.00%)
24.	New Iberia	6 (0.44%)	83.33%	5 (0.54%)	50.00%	2.33	00:02:30	0.00%	0 (0.00%)	\$0.00 (0.00%)
25.	Ruston	6 (0.44%)	66.67%	4 (0.43%)	66.67%	2.83	00:06:22	0.00%	0 (0.00%)	\$0.00 (0.00%)

Rows 1 - 25 of 58

Jan 1, 2014 - Dec 31, 2014

Frequency & Recency

 All Sessions
100.00%























 + Add Segment

Distribution

Count of Sessions

Sessions
4,984
% of Total: 100.00% (4,984)

Pageviews
9,082
% of Total: 100.00% (9,082)

Count of Sessions	Sessions	Pageviews
1	3,713 	6,181 
2	432 	879 
3	183 	377 
4	121 	282 
5	89 	221 
6	66 	169 
7	55 	124 
8	45 	85 
9-14	161 	402 
15-25	89 	265 
26-50	30 	97 

Jan 1, 2014 - Dec 31, 2014

Engagement

All Sessions
100.00%

+ Add Segment

Distribution

Session Duration

Sessions
4,984
% of Total: 100.00% (4,984)

Pageviews
9,082
% of Total: 100.00% (9,082)

Session Duration	Sessions	Pageviews
0-10 seconds	3,538	3,841
11-30 seconds	229	514
31-60 seconds	189	494
61-180 seconds	388	1,213
181-600 seconds	423	1,790
601-1800 seconds	183	853
1801+ seconds	34	377

Jan 1, 2014 - Dec 31, 2014

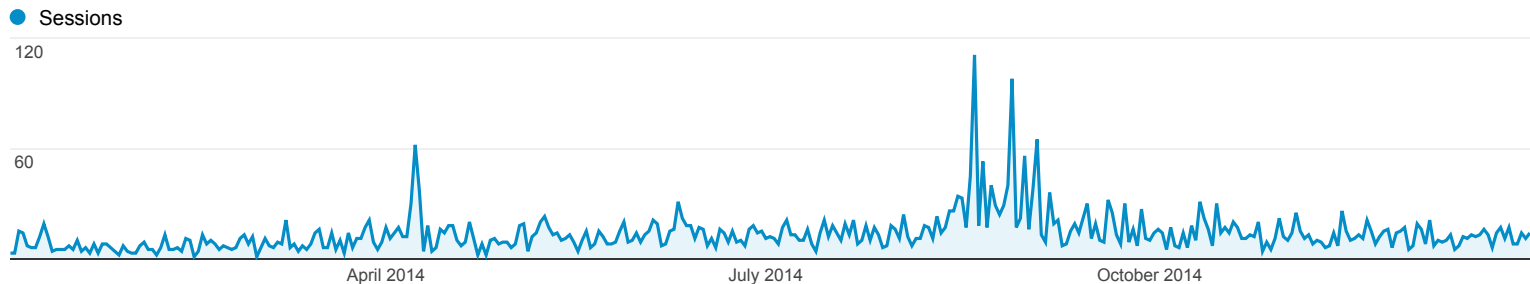
Overview

All Sessions
100.00%

+ Add Segment

Explorer

Summary



Device Category	Acquisition			Behavior			Conversions		
	Sessions	% New Sessions	New Users	Bounce Rate	Pages / Session	Avg. Session Duration	Goal Conversion Rate	Goal Completions	Goal Value
	4,984 % of Total: 100.00% (4,984)	74.50% Site Avg: 74.46% (0.05%)	3,713 % of Total: 100.05% (3,711)	65.51% Site Avg: 65.51% (0.00%)	1.82 Site Avg: 1.82 (0.00%)	00:01:59 Site Avg: 00:01:59 (0.00%)	0.00% Site Avg: 0.00% (0.00%)	0 % of Total: 0.00% (0)	\$0.00 % of Total: 0.00% (\$0.00)
1. desktop	3,689 (74.02%)	75.63%	2,790 (75.14%)	65.55%	1.85	00:02:15	0.00%	0 (0.00%)	\$0.00 (0.00%)
2. mobile	966 (19.38%)	69.25%	669 (18.02%)	64.70%	1.75	00:01:16	0.00%	0 (0.00%)	\$0.00 (0.00%)
3. tablet	329 (6.60%)	77.20%	254 (6.84%)	67.48%	1.68	00:01:16	0.00%	0 (0.00%)	\$0.00 (0.00%)

Rows 1 - 3 of 3

Jan 1, 2014 - Dec 31, 2014

Acquisition Overview

All Sessions
100.00%

+ Add Segment

Primary Dimension:

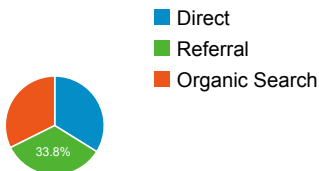
Goal Option:

Top Channels

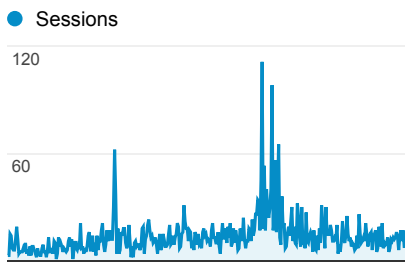
All Goals

[Edit Channel Grouping](#)

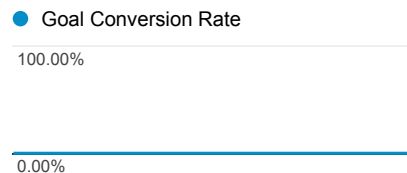
Top Channels



Sessions




Conversions



	Acquisition			Behavior		
	Sessions ↓	% New Sessions ↓	New Users ↓	Bounce Rate ↓	Pages / Session ↓	Avg. Session Duration ↓
	4,984	74.46%	3,711	65.51%	1.82	00:01:59
1 Direct	1,687	<div style="width: 33.8%;"></div>		59.87%	<div style="width: 59.87%;"></div>	
2 Referral	1,684	<div style="width: 33.8%;"></div>		66.27%	<div style="width: 66.27%;"></div>	
3 Organic Search	1,613	<div style="width: 32.4%;"></div>		70.61%	<div style="width: 70.61%;"></div>	

Conversions



Set up a goal.

To see outcome metrics, define one or more goals.

[GET STARTED](#)

To see all 3 Channels click [here](#).

Jan 1, 2014 - Dec 31, 2014

Channels

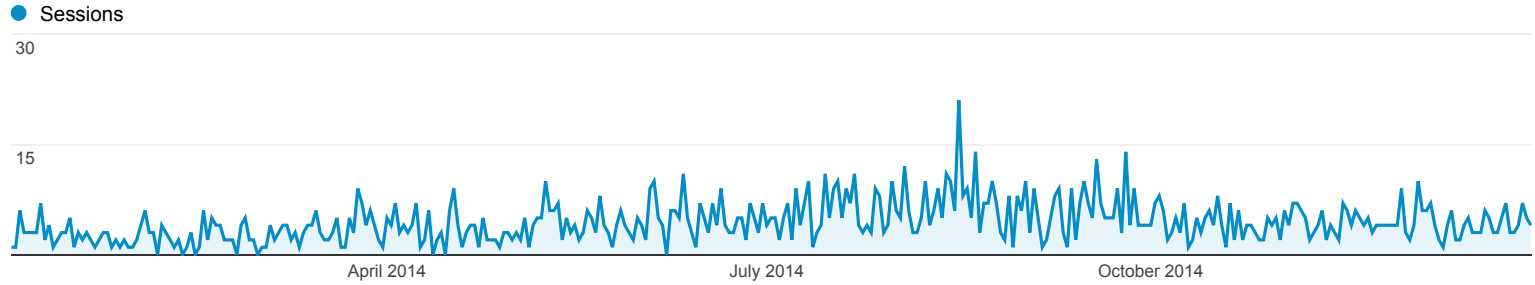
ALL » DEFAULT CHANNEL GROUPING: Organic Search

All Sessions
32.36%

+ Add Segment

Explorer

Summary



Keyword	Acquisition			Behavior			Conversions		
	Sessions	% New Sessions	New Users	Bounce Rate	Pages / Session	Avg. Session Duration	Goal Conversion Rate	Goal Completions	Goal Value
	1,613 <small>% of Total: 32.36% (4,984)</small>	78.18% <small>Site Avg: 74.46% (4.99%)</small>	1,261 <small>% of Total: 33.98% (3,711)</small>	70.61% <small>Site Avg: 65.51% (7.79%)</small>	1.65 <small>Site Avg: 1.82 (-9.30%)</small>	00:01:13 <small>Site Avg: 00:01:59 (-38.68%)</small>	0.00% <small>Site Avg: 0.00% (0.00%)</small>	0 <small>% of Total: 0.00% (0)</small>	\$0.00 <small>% of Total: 0.00% (\$0.00)</small>
1. (not provided)	1,285 (79.67%)	78.91%	1,014 (80.41%)	73.00%	1.58	00:01:11	0.00%	0 (0.00%)	\$0.00 (0.00%)
2. bratp.net	29 (1.80%)	20.69%	6 (0.48%)	20.69%	3.62	00:03:04	0.00%	0 (0.00%)	\$0.00 (0.00%)
3. brati.net	12 (0.74%)	8.33%	1 (0.08%)	16.67%	4.08	00:07:23	0.00%	0 (0.00%)	\$0.00 (0.00%)
4. bratp	12 (0.74%)	50.00%	6 (0.48%)	8.33%	2.33	00:01:07	0.00%	0 (0.00%)	\$0.00 (0.00%)
5. boeuf river antique tractor	11 (0.68%)	9.09%	1 (0.08%)	27.27%	1.91	00:00:10	0.00%	0 (0.00%)	\$0.00 (0.00%)
6. boeuf river antique tractor club	6 (0.37%)	16.67%	1 (0.08%)	66.67%	1.67	00:00:34	0.00%	0 (0.00%)	\$0.00 (0.00%)
7. farmall a	5 (0.31%)	100.00%	5 (0.40%)	60.00%	1.80	00:04:25	0.00%	0 (0.00%)	\$0.00 (0.00%)
8. louisiana tractor pull	5 (0.31%)	80.00%	4 (0.32%)	40.00%	1.80	00:05:25	0.00%	0 (0.00%)	\$0.00 (0.00%)
9. oliver 88	5 (0.31%)	100.00%	5 (0.40%)	80.00%	1.60	00:00:20	0.00%	0 (0.00%)	\$0.00 (0.00%)
10. tractor pulls in louisiana	5 (0.31%)	100.00%	5 (0.40%)	40.00%	1.80	00:00:29	0.00%	0 (0.00%)	\$0.00 (0.00%)
11. 1939 farmall a	4 (0.25%)	100.00%	4 (0.32%)	75.00%	1.25	00:01:42	0.00%	0 (0.00%)	\$0.00 (0.00%)
12. john deere r	4 (0.25%)	100.00%	4 (0.32%)	100.00%	1.00	00:00:00	0.00%	0 (0.00%)	\$0.00 (0.00%)
13. oliver 88 diesel for sale	4 (0.25%)	75.00%	3 (0.24%)	100.00%	1.00	00:00:00	0.00%	0 (0.00%)	\$0.00 (0.00%)
14. 9n ford tractor	3 (0.19%)	100.00%	3 (0.24%)	100.00%	1.00	00:00:00	0.00%	0 (0.00%)	\$0.00 (0.00%)
15. beouf river tractor club	3 (0.19%)	66.67%	2 (0.16%)	33.33%	3.00	00:01:17	0.00%	0 (0.00%)	\$0.00 (0.00%)
16. bratp club	3 (0.19%)	66.67%	2 (0.16%)	66.67%	1.33	00:01:18	0.00%	0 (0.00%)	\$0.00 (0.00%)
17. farmall tractors	3 (0.19%)	100.00%	3 (0.24%)	100.00%	1.00	00:00:00	0.00%	0 (0.00%)	\$0.00 (0.00%)

18.	fiske union louisiana	3 (0.19%)	33.33%	1 (0.08%)	33.33%	2.33	00:01:47	0.00%	0 (0.00%)	\$0.00 (0.00%)
19.	ford 9-n v-8 engine	3 (0.19%)	33.33%	1 (0.08%)	100.00%	1.00	00:00:00	0.00%	0 (0.00%)	\$0.00 (0.00%)
20.	north louisiana antique tractor club.net	3 (0.19%)	0.00%	0 (0.00%)	0.00%	3.33	00:02:13	0.00%	0 (0.00%)	\$0.00 (0.00%)
21.	oak grove tractor pull	3 (0.19%)	100.00%	3 (0.24%)	100.00%	1.00	00:00:00	0.00%	0 (0.00%)	\$0.00 (0.00%)
22.	old farmall tractors	3 (0.19%)	100.00%	3 (0.24%)	100.00%	1.00	00:00:00	0.00%	0 (0.00%)	\$0.00 (0.00%)
23.	www.bratp.net	3 (0.19%)	66.67%	2 (0.16%)	66.67%	1.33	00:01:22	0.00%	0 (0.00%)	\$0.00 (0.00%)
24.	1939 9n ford tractor	2 (0.12%)	100.00%	2 (0.16%)	100.00%	1.00	00:00:00	0.00%	0 (0.00%)	\$0.00 (0.00%)
25.	88 oliver tractor	2 (0.12%)	50.00%	1 (0.08%)	50.00%	2.00	00:01:02	0.00%	0 (0.00%)	\$0.00 (0.00%)

Rows 1 - 25 of 203

Jan 1, 2014 - Dec 31, 2014

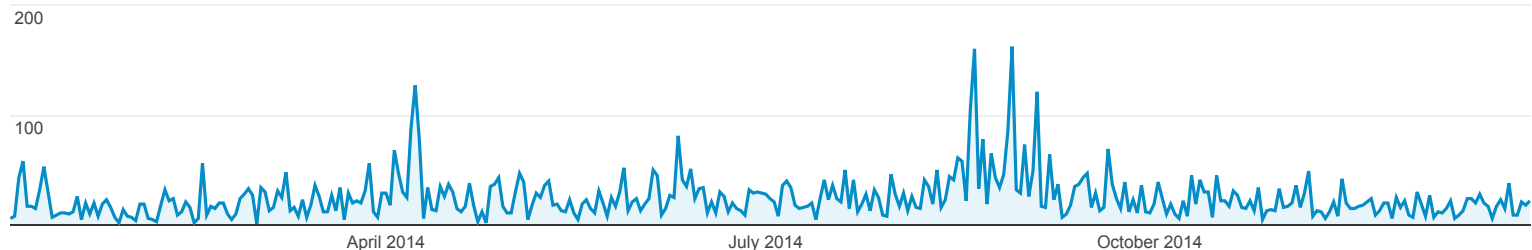
Pages

All Sessions
100.00%

+ Add Segment

Explorer

Pageviews



Page	Pageviews	Unique Pageviews	Avg. Time on Page	Entrances	Bounce Rate	% Exit	Page Value
	9,082 % of Total: 100.00% (9,082)	7,162 % of Total: 100.00% (7,162)	00:02:25 Site Avg: 00:02:25 (0.00%)	4,984 % of Total: 100.00% (4,984)	65.51% Site Avg: 65.51% (0.00%)	54.88% Site Avg: 54.88% (0.00%)	\$0.00 % of Total: 0.00% (\$0.00)
1. /	2,391 (26.33%)	1,834 (25.61%)	00:02:19	1,655 (33.21%)	56.07%	50.40%	\$0.00 (0.00%)
2. /marketplace.html	803 (8.84%)	648 (9.05%)	00:02:40	454 (9.11%)	72.47%	60.52%	\$0.00 (0.00%)
3. /links.html	701 (7.72%)	502 (7.01%)	00:02:36	417 (8.37%)	75.54%	62.05%	\$0.00 (0.00%)
4. /bratpevents.html	620 (6.83%)	463 (6.46%)	00:04:51	120 (2.41%)	68.33%	48.06%	\$0.00 (0.00%)
5. /eventphotos/eventphotos.html	433 (4.77%)	355 (4.96%)	00:01:19	135 (2.71%)	54.81%	53.35%	\$0.00 (0.00%)
6. /1948Oliver88.html	297 (3.27%)	244 (3.41%)	00:03:19	234 (4.70%)	82.05%	77.44%	\$0.00 (0.00%)
7. /eventphotos/OakGrove4-14a.html	280 (3.08%)	191 (2.67%)	00:01:59	184 (3.69%)	43.48%	52.50%	\$0.00 (0.00%)
8. /tractorhistory.html	271 (2.98%)	219 (3.06%)	00:00:52	105 (2.11%)	40.95%	35.79%	\$0.00 (0.00%)
9. /1939FarmallA.html	252 (2.77%)	202 (2.82%)	00:02:55	192 (3.85%)	79.69%	75.00%	\$0.00 (0.00%)
10. /eventphotos/Ruston14a.html	247 (2.72%)	219 (3.06%)	00:02:22	185 (3.71%)	87.57%	79.76%	\$0.00 (0.00%)
11. /1949JohnDeereR.html	240 (2.64%)	193 (2.69%)	00:03:43	179 (3.59%)	80.45%	77.50%	\$0.00 (0.00%)
12. /clubmeetings.html	184 (2.03%)	137 (1.91%)	00:04:08	17 (0.34%)	58.82%	35.87%	\$0.00 (0.00%)
13. /1939Ford9N.html	176 (1.94%)	156 (2.18%)	00:02:57	118 (2.37%)	84.75%	76.70%	\$0.00 (0.00%)
14. /members.html	175 (1.93%)	130 (1.82%)	00:01:25	34 (0.68%)	29.41%	26.29%	\$0.00 (0.00%)
15. /eventphotos/oakgrove4-13a.html	153 (1.68%)	105 (1.47%)	00:02:01	86 (1.73%)	52.33%	51.63%	\$0.00 (0.00%)
16. /eventphotos/Ruston14b.html	130 (1.43%)	128 (1.79%)	00:00:16	125 (2.51%)	97.60%	95.38%	\$0.00 (0.00%)
17. /eventphotos/Springhill14a.html	128 (1.41%)	116 (1.62%)	00:03:22	98 (1.97%)	25.51%	35.94%	\$0.00 (0.00%)
18. /eventphotos/OakGrove4-14b.html	126 (1.39%)	105 (1.47%)	00:01:50	14 (0.28%)	71.43%	38.10%	\$0.00 (0.00%)
19. /eventphotos/Ruston7-13a.html	117 (1.29%)	85 (1.19%)	00:01:53	78 (1.57%)	43.59%	51.28%	\$0.00 (0.00%)
20. /requirements.html	108 (1.19%)	89 (1.24%)	00:01:44	12 (0.24%)	25.00%	23.15%	\$0.00 (0.00%)

21.	/eventphotos/PlowDay10-13a.html	105 (1.16%)	80 (1.12%)	00:01:39	17 (0.34%)	52.94%	31.43%	\$0.00 (0.00%)
22.	/eventphotos/oakgrove4-13b.html	103 (1.13%)	85 (1.19%)	00:01:52	45 (0.90%)	75.56%	53.40%	\$0.00 (0.00%)
23.	/eventphotos/Ruston14c.html	90 (0.99%)	79 (1.10%)	00:03:01	78 (1.57%)	58.97%	64.44%	\$0.00 (0.00%)
24.	/eventphotos/oakgrove6-13a.html	86 (0.95%)	53 (0.74%)	00:02:06	40 (0.80%)	25.00%	45.35%	\$0.00 (0.00%)
25.	/eventphotos/BldgSled.html	85 (0.94%)	79 (1.10%)	00:01:58	68 (1.36%)	91.18%	82.35%	\$0.00 (0.00%)
26.	/1937AllisChalmerB.html	83 (0.91%)	73 (1.02%)	00:04:11	63 (1.26%)	88.89%	79.52%	\$0.00 (0.00%)
27.	/eventphotos/Springhill14b.html	83 (0.91%)	81 (1.13%)	00:00:33	14 (0.28%)	42.86%	87.95%	\$0.00 (0.00%)
28.	/eventphotos/Springhill14c.html	82 (0.90%)	80 (1.12%)	00:00:37	78 (1.57%)	96.15%	96.34%	\$0.00 (0.00%)
29.	/eventphotos/Springhill14d.html	63 (0.69%)	61 (0.85%)	00:09:21	60 (1.20%)	96.67%	96.83%	\$0.00 (0.00%)
30.	/eventphotos/Ruston7-13b.html	62 (0.68%)	44 (0.61%)	00:00:45	3 (0.06%)	33.33%	6.45%	\$0.00 (0.00%)
31.	/officers.html	59 (0.65%)	49 (0.68%)	00:01:24	2 (0.04%)	50.00%	13.56%	\$0.00 (0.00%)
32.	/eventphotos/Ruston7-13c.html	53 (0.58%)	38 (0.53%)	00:01:22	0 (0.00%)	0.00%	9.43%	\$0.00 (0.00%)
33.	/eventphotos/oakgrove6-13b.html	47 (0.52%)	39 (0.54%)	00:01:40	6 (0.12%)	33.33%	23.40%	\$0.00 (0.00%)
34.	/eventphotos/Ruston7-13d.html	45 (0.50%)	30 (0.42%)	00:01:07	1 (0.02%)	0.00%	2.22%	\$0.00 (0.00%)
35.	/eventphotos/Ruston7-13e.html	43 (0.47%)	35 (0.49%)	00:01:16	9 (0.18%)	77.78%	39.53%	\$0.00 (0.00%)
36.	/eventphotos/PlowDay10-13b.html	38 (0.42%)	36 (0.50%)	00:02:57	2 (0.04%)	100.00%	36.84%	\$0.00 (0.00%)
37.	/eventphotos/edgeta2013a.html	35 (0.39%)	21 (0.29%)	00:01:43	16 (0.32%)	25.00%	42.86%	\$0.00 (0.00%)
38.	/eventphotos/GoldenHarvest2013.html	33 (0.36%)	31 (0.43%)	00:06:25	29 (0.58%)	75.86%	78.79%	\$0.00 (0.00%)
39.	/eventphotos/ruston2012aug.html	31 (0.34%)	27 (0.38%)	00:01:22	11 (0.22%)	81.82%	48.39%	\$0.00 (0.00%)
40.	/eventphotos/edgeta2013b.html	18 (0.20%)	15 (0.21%)	00:01:44	0 (0.00%)	0.00%	22.22%	\$0.00 (0.00%)
41.	/achudson.html	6 (0.07%)	5 (0.07%)	00:00:22	0 (0.00%)	0.00%	0.00%	\$0.00 (0.00%)